

**MEMBRANES IN SEPARATIONS: COMMERCIAL ADVANCES  
IN REFINERY, PETROCHEMICAL/CHEMICAL  
AND INDUSTRIAL GASES APPLICATIONS**

**MULTI-CLIENT STUDY PRESENTATION**

(study completed November 2016)



## **MEMBRANES IN SEPARATIONS: COMMERCIAL ADVANCES IN REFINERY, PETROCHEMICAL/CHEMICAL AND INDUSTRIAL GASES APPLICATIONS**

**STUDY COMPLETED NOVEMBER 2016!**

There are few things better than having the industry's leading industrial organizations and experts help to shape the scope and content of a technical and strategic study of such importance. Yet, The Catalyst Group Resources (TCGR) has benefitted from such insight for its recently completed, cutting-edge study addressing membranes in separations applications. **In their role as “charter” subscribers, these international membrane developers/producers and end users across applications including gas separations (NG, CO<sub>2</sub>, H<sub>2</sub>, N<sub>2</sub>, olefin/paraffin, etc.) and liquid separations (e.g., refinery streams, aromatics, lube oil, solvent dehydration, wastewater, etc.) have all provided their prioritized inputs into the topics addressed, the areas emphasized, and the focal points for opportunity assessment.** The improved and expanded Table of Contents from the completed study is now depicted beginning on page 12 for consideration by new subscribers.

### **I. ABSTRACT & EXECUTIVE SUMMARY**

More so than ever, the need to reduce energy usage and costs in the production and purification of gas and liquid streams in refining, petrochemical/chemical and industrial gases applications is paramount. Whereas older technologies including distillation and ab/adsorption are well-proven, they are expensive and energy-intensive. As a result, numerous and significant advances have led to alternatives in application-specific membranes which are more technologically and commercially viable. In addition, the companies funding/conducting the RD&D increasingly include major end users, so implementation is taking place more broadly and at larger scales of operation. It is an opportune time for industry participants to assess the progress, evaluate opportunities and consider the competitive implications on their operations and strategies going forward.

This study from TCGR, entitled “**Membranes in Separations: Commercial Advances in Refinery, Petrochemical/Chemical and Industrial Gases Applications,**” documents and assesses, on both scientific and techno-economic bases, recent developments in membrane technologies and compares them to current industrial state-of-the-art alternatives (e.g., distillation, ab/adsorption, cryogenics) with the objective of providing insightful, timely advice in both R&D/technical and commercial directions.

Among the critical findings captured in the study are:

- There are numerous short term (<5 years) opportunities for membranes, notably in retrofitting in H<sub>2</sub> management within refineries, reformers, ethylene (polymer and crackers) and ammonia plants to improve energy efficiency/off-gases management and in CO<sub>2</sub> natural gas (and shale gas) purification removal systems; in the medium term (5+ years) the emergence of olefin/paraffin separation systems will open a major new application market and in the longer term (10+ years) CO<sub>2</sub> flue gas capture for the power, petrochemical, cement and steel industries, to improve on GHG management will provide future opportunity.
- Membrane systems represent a specialty, high growth industry, but one characterized by very specific applications/technology requirements; competitors have developed into sub-market groupings who, as they grow and consolidate, will become larger companies able to serve broader industry segments, a trend worth noting.

- Increasingly, membrane systems are becoming the choice for retrofit applications, where skid mounted units can expand capacity, or improve product yield and quality at a fraction of the CAPEX costs of added new units, or expanding additional reactor capacities.
- A key challenge membranes face is their cost/performance relative to incumbent process solutions, particularly in terms of scale; a positive is that, depending on the application for smaller plant solutions or retrofit to incrementally expand or improve operations, membrane systems have a significant advantage, because they can be deployed within the existing process CAPEX without significant infrastructure costs.
- Although in its infancy (in pilot plant demonstration) as an application, olefin/paraffin separations represent a huge untapped application which in the longer term (5-10 years) could vastly expand the membrane industry; on the lower growth end, the well-established smaller plant N<sub>2</sub> separations segment is slower growth and moving toward market saturation, contrasted by the H<sub>2</sub> process recovery market and site management which has significant expansion potential.
- Among the largest regional growth areas over the next 5-10 years are the Asia/Pacific and China, both in water/wastewater and in plant retrofit for membrane systems in the refining and petrochemical/chemical industries.

A snapshot of the market characteristics for membranes in separations is depicted in the Table below:

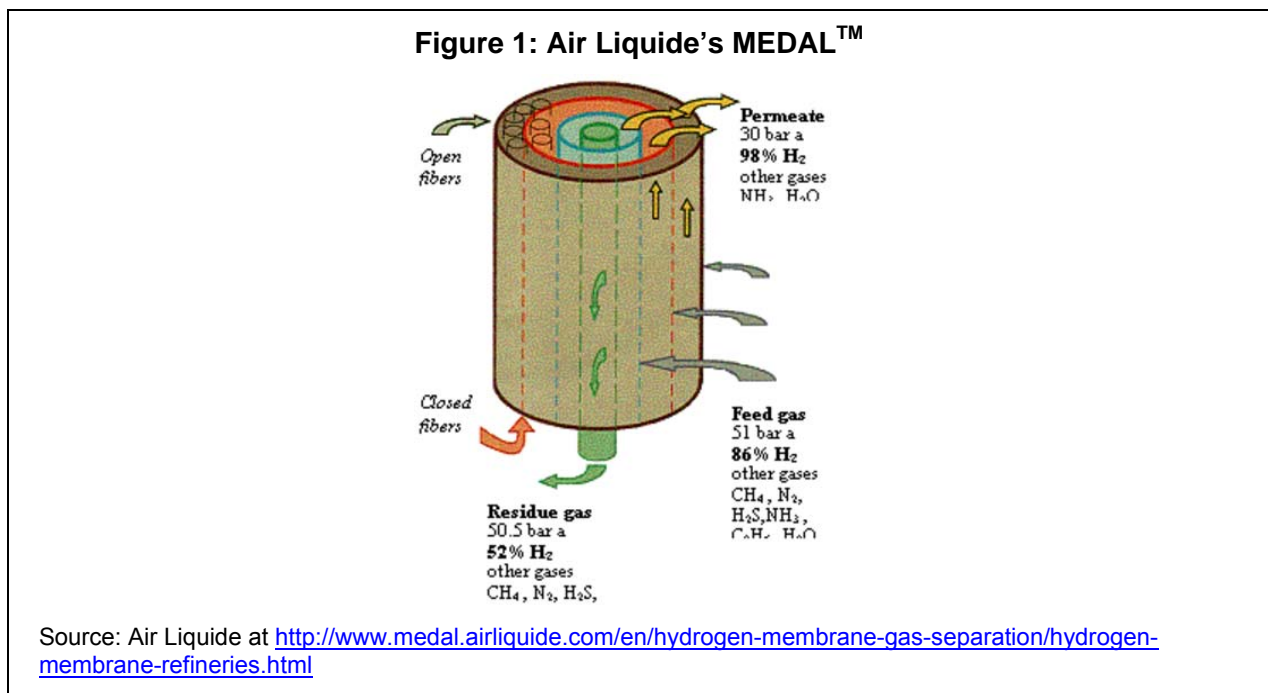
Market Segment	Membrane Market Share	Growth in Market	Pace of R&D
<b>Gas Separation</b>			
Nitrogen from Air			
Oxygen from Air			
<b>Hydrogen</b>			
H <sub>2</sub> /Gas (CO, N <sub>2</sub> , C <sub>1</sub> , C <sub>2</sub> )			
H <sub>2</sub> /gas (C <sub>3</sub> +, CO <sub>2</sub> )			
<b>Natural Gas</b>			
CO <sub>2</sub> Removal			
NGL Removal and Recovery			
N <sub>2</sub> Removal and Dehydration			
Vapor (C <sub>2</sub> +)/Gas			
Vapor/Vapor (Olefin/Paraffin)			
CO <sub>2</sub> (flue gas)			
CO <sub>2</sub> (biogas)			
<b>Liquid Separation</b>			
Lube Oil Processing			
Solvent Dehydration			
Wastewater Purification			

## II. BACKGROUND

At their foundation, membrane processes have significant advantages over alternatives. Relative to adsorption, they do not require material regeneration. They also require less energy and space compared to conventional distillation processes. As an example, hydrogen ( $H_2$ ) production has attracted a lot of attention due the number of applications in the energy sector, including its potential role in the “next generation” of clean energy technology. Nearly 80% of hydrogen production is achieved from steam methane reforming (SMR) and is currently considered the least expensive method for hydrogen production. Despite this, significant drawbacks exist due to the high temperatures (900-1100 °C) and thermodynamics of the reaction. A number of companies are working on the development of **dense metal membranes** to significantly decrease energy costs while maintaining hydrogen yield and selectivity.

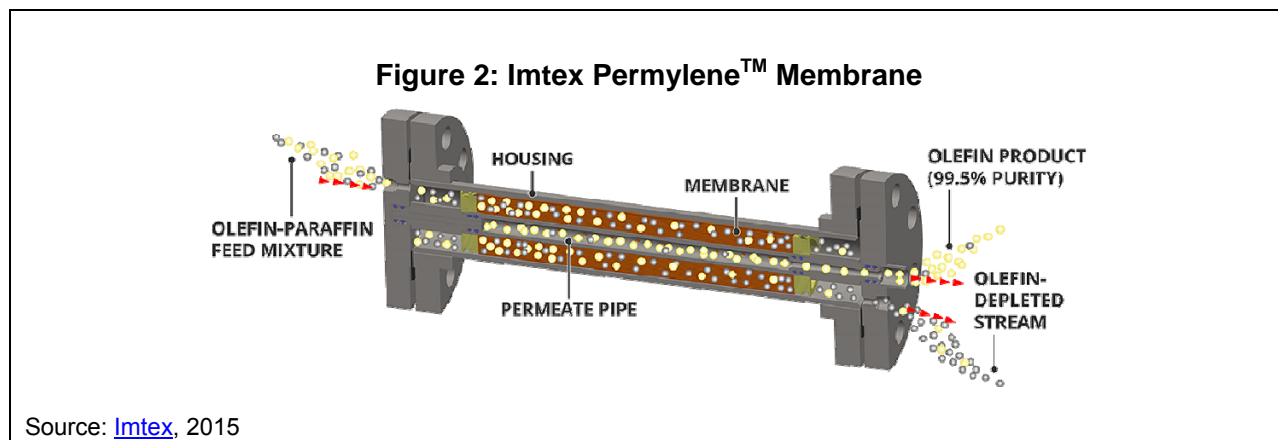
An addition to SMR is the water gas shift (WGS) reaction which is exothermic and as a result the conventional process requires a high-temperature shift followed by a low-temperature shift process. The WGS reaction is considered a continuum of the SMR reaction, reforming the carbon monoxide produced from the SMR with water to produce hydrogen. In this case, the application of **hollow fiber type membranes** have resulted in increases in separations efficiencies and decreases in separation energy reductions of both in the range of 25%.

In refineries, the hydrodesulfurization (HDS) reaction takes place in a fixed-bed reactor at elevated temperatures and elevated pressures in the presence of a nickel or cobalt based catalyst supported on alumina. Membranes such as Air Liquide MEDAL™ have also been successfully employed in refinery gas separations for ultra-low sulfur diesels (see Figure 1). The technology uses the **selective membrane** for hydrogen recovery and recycling at 350 °C. As the conventional process operates at 900 °C significant energy savings can be realized.



In petrochemical production, including aromatics and olefins, the area of olefin-paraffin separation from paraffin is another application of membranes replacing the alternative. Traditionally, cryogenic distillation units are often employed, even if these processes are energy- and cost-intensive, mainly caused by the refrigeration of each mixture. **Polymer membranes** have been evaluated in olefin-paraffin separations. The incorporation of transition metals, such as silver or copper to the membrane matrix allows permeability of the olefin through the membrane by the formation of a metal-olefin complex. These reactions are exothermic which indicate that the equilibrium tend to shift to reverse reaction with the temperature. Thus through controlling the temperature and pressure, i.e. temperature and pressure swings, the separation process can be achieved. This has been particularly successful in the separation of C<sub>2</sub> and C<sub>3</sub> olefin-paraffin mixtures, with energy savings in the region of 30-90% documented.

In a specific example, Imtex Membranes Corp. has developed a membrane separation process that has shown performance stability over extended periods of operation during trials using spiral wound membrane elements (see Figure 2). Imtex has continued to optimize the hydrogel-based membrane process, and through a significant technology advancement, has demonstrated continuous, uninterrupted operation in olefin/paraffin gas separation. The performance stability of the Imtex membrane stands in contrast to dry solid polymeric and immobilized liquid membrane technologies for which stability, permeation rate and selectivity challenges have been well documented. Results have been encouraging for C<sub>2</sub>, C<sub>3</sub> and C<sub>4</sub> splitting applications as greater than 99.5% olefin purity was achieved in all cases with steady permeation at commercially viable rates. With these characteristics and its modular nature, Imtex membrane technology is presented as a practical alternative to the costly distillation approach (Imtex, 2015).

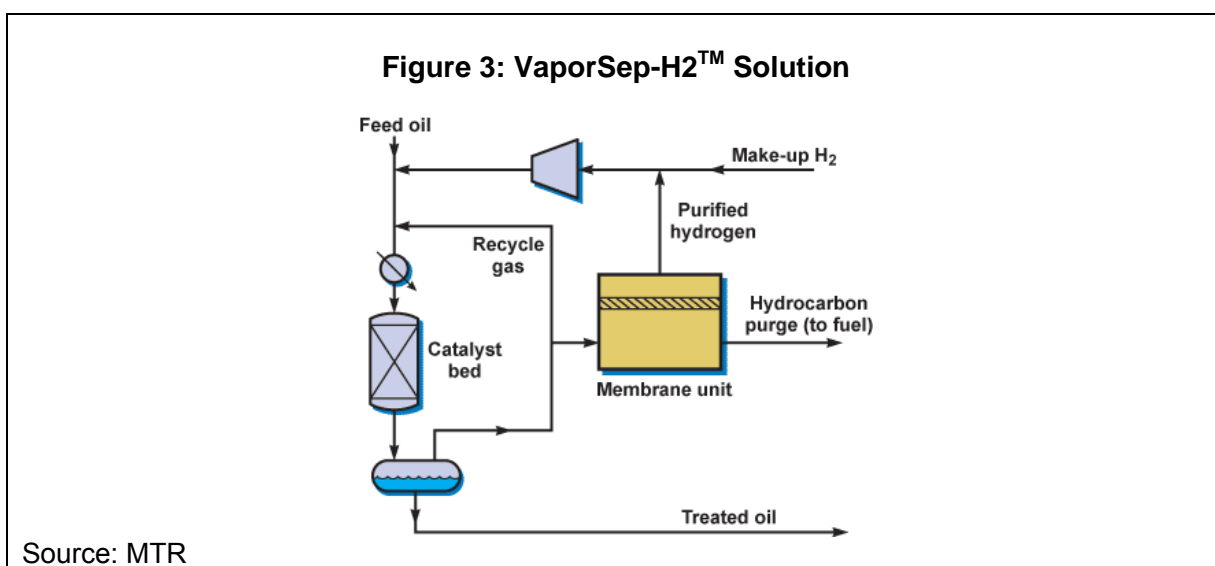


In gas separation/processing, Evonik Industries is expanding its promising membrane business. To this end, the specialty chemicals company will further expand its Austrian site in Lenzing/Schörfing to double the existing production capacities for the hollow-fiber membrane modules of its SEPURAN® brand. The new hollow fiber spinning plant will be dedicated to the production of membrane modules for efficient gas separation particularly for nitrogen extraction. The SEPURAN® membrane offers a particularly efficient method for the separation of gases from gas mixtures such as methane, nitrogen, or hydrogen. Evonik is investing an amount in the mid double-digit million € range in the plant and its infrastructure. The production of additional membrane modules is projected to begin in late 2017 ([Evonik](#), 3/3/2016).

Other application areas/examples for membranes in separations applications are also worthy of note, including:

## Refining Applications

- According to MTR, VaporSep-H2™ offers a method for recovering hydrogen from refinery streams wherein hydrogen permeates preferentially through the membrane, producing a purified hydrogen "permeate" stream and a hydrocarbon-enriched "residue" stream (see Figure 3). The available pressure for the purified hydrogen depends on the feed conditions, but can be as high as 1500 psi. The hydrocarbon-enriched "residue" is recovered at close to the feed pressure, and can be sent to directly to fuel, or first treated for liquefied petroleum gas (LPG) recovery if these components have value ([MTR](#)).



## Petrochemical/Chemical Applications

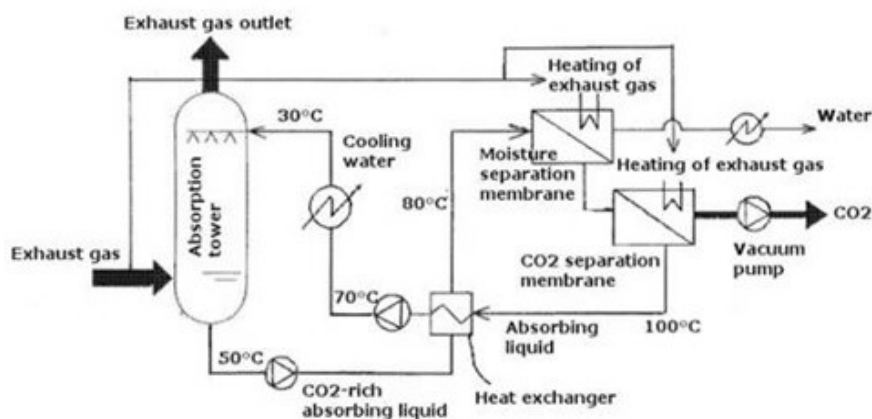
- In a recent advancement, Compact Membrane Systems (CMS), an industrial membrane manufacturer in Newport, DE (USA) announced plans to install a pilot system at the Delaware City Refinery of PBF Energy for testing newly-developed membranes that effectively separate olefins from paraffins. Using a perfluoropolymer material, CMS has developed high performance, long-lasting membranes that provide high purity streams of olefins to the end user. Unlike previous attempts to develop membranes for this purpose, the CMS material has been shown to last >300 days in laboratory tests and is resistant to poisons such as acetylene, hydrogen and hydrogen sulfide. The pilot demonstration at the PBF refinery will be the first on-site test of the material. ([Compact Membrane Systems](#)).
- Dow Global Technologies, LLC, disclosed in a U.S. patent application the use of a hollow fiber molecular sieve membrane as a low-cost and low-energy alternative to cryogenic processes to separate olefins and paraffins in a gas stream from a steam cracker. The membranes are formed from the pyrolysis of aromatic polyimide precursors, such as 6FDA/BPDA-DAM, or MATRIMID™ (Membrane Quarterly, 12/2015, Vol. 30, No. 4, p. 18).

- In the application area of combined isomerization and separation, recent experiments have demonstrated much higher production and yield. The equilibrium composition limitation imposed on conventional fixed bed reactors (FBRs) can be overcome, reaching p-xylene yields beyond equilibrium. An increase in p-xylene yield in catalytic membrane reactors (CMRs) as high as 26% compared to FBR was achieved at 643°K. ExxonMobil has been granted a patent for a xylenes isomerization process using a zeolite CMR ([Petroleum Technology Quarterly](#), Q1/2015, p. 111).

### Industrial Gas Applications

- Hitachi Zosen has developed a combined membrane separation/absorption process to recover CO<sub>2</sub> from flue gas exhaust, as captured in published U.S. patent application 2015/0147252 (see Figure 4). In this approach, the energy consumption needed to perform the separation is a key consideration. The amine regeneration step usually requires heating to about 100-130°C, but using a membrane to remove CO<sub>2</sub> from the spent amine solution pushes equilibrium to a point where less heat is required for regeneration, so significant energy savings are achieved (*Membrane Quarterly*, Vol. 30, Number 3, 9/2015).

**Figure 4: Hitachi Zosen's Hybrid Absorption/Membrane Process**



Source: *Membrane Quarterly*, Vol. 30, Number 3, 9/2015

### III. THE NEED FOR THE STUDY

Beyond raw material costs, the cost of energy is the most important factor in the refining, petrochemical/chemical and industrial gases industries producing large volumes of fuels and bulk/intermediate chemicals. As many refiners, petrochemical/chemical and gas producers face an increasing global competitiveness, the search for opportunities to reduce production costs without negatively affecting product yield or quality is imperative.

Uncertain crude oil and energy prices in today's market place can negatively affect predictable earnings. Improving energy efficiency via improved separation/purification processes increases the bottom line of manufacturing plants. In order to remain competitive in production costs, as well as to take advantage of leading-edge technologies providing product/process capabilities which distinguish them from their competitors, refiners and petrochemical/chemical producers, as well as those supplying industrial gases, must consider the alternatives to current practices.

This TCGR study addresses the development, implementation and implications of membranes in separations with an emphasis on the resulting product/process improvements affecting costs, purity and functionality of the products. These include energy efficiency gains, waste/by-product minimization, and product performance improvement/differentiation. The study documents the incumbent technologies and the market sizes/growth rates for their applications. It provides an assessment of the technology and product suppliers and highlights strengths/weaknesses relative to the new membrane-based offerings. It then indicates the opportunities for advancement and the challenges which remain, notably regarding membrane stability and re-use. The competitive and strategic implications of the advances in membranes, including the timing of their commercial implementation and impacts on the developers/partners, are assessed.

For those that understand and appreciate this study undertaking, you will know how important and critically timely this evaluation is! With energy/production costs playing a critical role in competitiveness, and product performance/capabilities defining differentiation between players, the next several years are certain to be telling. Thus, TCGR's study - a technical and commercial assessment - is warranted.

This new study, completed in November 2016, "**Membranes in Separations: Commercial Advances in Refinery, Petrochemical/Chemical and Industrial Gases Applications,**" complements an ongoing portfolio of similarly well-received TCGR reports delivered to clients over recent years. This growing experience demonstrates TCGR's unique capability, resources, and expertise to deliver exceptional insight.

Recent multi-client reports and limited-client reports include:

- ***The Intelligence Report: Business Shifts in the Global Catalytic Process Industries, 2015-2021*** (May 2016)
- ***The Middle-East Catalyst Market: Technologies, Applications and Opportunities*** (March 2016)
- ***The Asia-Pacific Catalyst Industry: Markets, Technologies and Manufacturers*** (September 2015)
- ***Specialty Zeolites in Catalysis, 2002-2020: International, Commercial and Technical Progress – A New Era!*** (March 2014)
- ***The Catalytic Process Industries in China: Markets, Technologies & Strategic Implications*** (4 part Series – 2013)
- ***The Industrial Adsorbents Business: Commercial Strategy, Technical and R&D Assessment in Refining, Chemicals/Syngas, Natural Gas and Industrial Gases*** (July 2013)
- ***FCC Additives: Meeting Refiners' Environmental, Performance & Product Slate Flexibility Requirements 2013-2018*** (June 2013)
- ***Unconventional Catalytic Olefins Production: Commercial Vision and Breakout?*** (January 2013)



#### IV. SCOPE AND METHODOLOGY

TCGR's study documents and assesses, on both scientific and techno-economic bases, recent developments in membrane technologies and compares them to current industrial state-of-the-art alternatives (e.g., distillation, ab/adsorption, cryogenics) with the objective of providing insightful, timely advice in both R&D/technical and commercial directions.

Topics included are:

- Market size/growth, including commercialization status
- Applications in gas, liquid and reactive separations
- Advances by membrane type, developer
- Strategic analysis and competitive implications

As depicted in the study's actual Table of Contents as shown beginning on page 12 (including "charter" subscriber inputs), TCGR's study begins by completing an overview of the market size and growth for membranes by type and application (**Section III**). An indication of each membrane's commercialization status is provided as well as the prospects and/or timing of future commercialization for those still at the pilot or development scale. The developers of the technology, as well as their partners, are analyzed regarding implications on incumbent technologies and suppliers.

**Section IV.** Advanced Separations via Membranes, documents the breadth of membrane-based separation applications by type, notably gas separations and liquid separations, highlighting the following (among others): H<sub>2</sub>, air, olefin-paraffin, natural gas and refinery/petrochemical streams (e.g., HDS, oxygenates, aromatics, solvent dehydration, lube processing and wastewater treatment). Incumbent technologies, their suppliers and the progress towards commercialization are captured. *It is in this section that the study's "charter" subscribers (i.e., those who signed up prior to study launch) have provided input/guidance regarding the applications, and membrane types, of greatest interest to them.*

**Section V.** Technological Advances in Membranes for Separations, documents the recent RD&D towards pilot and commercialization across membrane types and applications. These include the following (among others): nonporous, porous, facilitated transport and reactive membranes as well as membrane modules. An indication of technology leaders is provided alongside the relationships between developers and users (e.g., partners) with implications on commercialization progress, timing and likelihood of success.

**Section VI.** Strategic Analysis and Recommendations, provides an insightful analysis of critical points in commercial and technical developments and opportunities. Issues of commercialization status, competitive landscape, remaining challenges/opportunities and strategies for growth are documented.

All TCGR studies are characterized by competitive and strategic insights for industrial and financial investment companies to evaluate. These include key trends, concerns, conclusions on the best return on investment (ROI) actions, competitive expectations and strategic SWOT's on the players. TCGR is noted for its sound strategic advice in over 30 years of experience.

**TCGR's unique background and established global Dialog Group® ensures expert capability and skill level in this study area. TCGR will utilize numerous deeply experienced experts in membranes and separations to assist us to provide insights beyond what other sources that do not have the reach and industrial experience can provide.**

*As it does in each of its industrially-focused multi-client studies, TCGR has sought input from "charter" subscribers to help shape the report's final scope/ToC so that it covers and emphasizes the most pertinent content due to the large volume of research and the numerous areas (i.e., membrane type, application area, etc.) that are of interest.*

## **V. QUALIFICATIONS**

The Catalyst Group Resources, a member of The Catalyst Group, works with clients to develop sustainable competitive advantage in technology-driven industries such as chemicals, refining, petrochemicals, polymers, specialty/fine chemicals, biotechnology, pharmaceuticals, and environmental protection. We provide concrete proven solutions based on our understanding of how technology impacts business.

Using our in-depth knowledge of molecular structures, process systems, and commercial applications, we offer a unique combination of business solutions and technology skills through a range of client-focused services. Often working as a member of our clients' planning teams, we combine our knowledge of cutting-edge technology with commercial expertise to:

- Define the business and commercial impacts of leading-edge technologies
- Develop technology strategies that support business objectives.
- Assess technology options through strategy development, including:
  - Independent appraisals and valuations of technology/potential
  - Acquisition consulting, planning and due diligence
- Provide leading-edge financial methodology for shareholder value creation
- Lead and/or manage client-sponsored R&D programs targeted through our opportunity identification process.
- Provide leading information and knowledge through:
  - World-class seminars, conferences and courses
  - Timely technical publications

The client-confidential assignments conducted by The Catalyst Group include projects in:

- Reinventing R&D pipelines
- Technology alliances
- Technology acquisition
- Market strategy

We have built our consulting practice on long-term client relationships, dedication, and integrity. Our philosophy is clear and focused:

**We Provide the "Catalysts" for Business Growth by Linking Technology  
and Leading-Edge Business Practices to Market Opportunities**

## **VI. DELIVERABLES AND PRICING**

This report is timely and strategically important to those industry participants and observers both monitoring and investing in the development and implementation of membranes in separations for application in the refining, petrochemical/chemical and industrial gases industries. TCGR’s report, based on technology evaluations, commercial/market assessments and interviews with key players goes beyond public domain information. As a result, subscribers are requested to complete and sign the “Order Form and Secrecy Agreement” on the following page.

The study, “**Membranes in Separations: Commercial Advances in Refinery, Petrochemical/ Chemical and Industrial Gases Applications**” was completed in November 2016 and is immediately available.

<b>Membranes in Separations: Commercial Advances in Refinery, Petrochemical/Chemical and Industrial Gases Applications</b>	<u><b>Price</b></u> \$21,500
Report in PDF format, in addition to subscription price	\$1,000

## ORDER FORM AND SECRECY AGREEMENT

The Catalyst Group Resources, Inc.                      Tel: +1.215.628.4447  
Gwynedd Office Park    Fax: +1.215.628.2267  
P.O. Box 680    e-mail: tcgr@catalystgrp.com  
Spring House, PA 19477 - USA -                      website: www.catalystgrp.com

Please enter our order for “**Membranes in Separations: Commercial Advances in Refinery, Petrochemical/Chemical and Industrial Gases Applications,**” completed in November 2016, as follows:

\_\_\_\_\_ **Membranes in Separations: Commercial Advances in Refinery, Petrochemical/Chemical and Industrial Gases Applications**, \$21,500 (after study completion).

\_\_\_\_\_ Please enter our order for the study to be delivered in PDF (Adobe Acrobat) format for use across our sites/locations (i.e., site license) for an additional \$1,000.

\_\_\_\_\_ Please send us \_\_\_\_\_ additional printed copies @ \$250 each.

**In signing this order form, our company agrees to hold this report confidential and not make it available to subsidiaries unless a controlling interest (>50%) exists.**

Signature: \_\_\_\_\_ Date: \_\_\_\_\_

Name: \_\_\_\_\_ Title: \_\_\_\_\_

Company: \_\_\_\_\_

Billing Address: \_\_\_\_\_

Shipping Address (no P.O. Boxes): \_\_\_\_\_

Express delivery services will not deliver to P.O. Boxes

City: \_\_\_\_\_ State/Country: \_\_\_\_\_

Zip/Postal Code: \_\_\_\_\_ Phone: \_\_\_\_\_

E-mail: \_\_\_\_\_ Fax: \_\_\_\_\_

This report and our study findings are sold for the exclusive use of the client companies and their employees only. No other use, duplication, or publication of this report or any part contained herein is permitted without the expressed written consent of The Catalyst Group Resources.

## **MEMBRANES IN SEPARATIONS: COMMERCIAL ADVANCES IN REFINERY, PETROCHEMICAL/CHEMICAL AND INDUSTRIAL GASES APPLICATIONS**

### **Table of Contents**

#### **SECTION I. INTRODUCTION**

- A. BACKGROUND
- B. STUDY NEED
- C. SCOPE AND METHODOLOGY
- D. CONTRIBUTORS

#### **SECTION II. EXECUTIVE SUMMARY**

- A. MARKET SIZE/GROWTH AND COMMERCIALIZATION STATUS –  
MEMBRANES FOR SEPARATIONS
- B. ADVANCED SEPARATIONS VIA MEMBRANES
  - 1. Gas Separations
  - 2. Liquid Separations
- C. TECHNOLOGICAL ADVANCES IN MEMBRANES FOR SEPARATIONS
- D. CONCLUSIONS AND RECOMMENDATIONS

#### **SECTION III. MARKET SIZE, GROWTH AND COMMERCIALIZATION STATUS - MEMBRANES FOR SEPARATIONS**

- A. GLOBAL MARKET SIZE AND GROWTH BY TYPE AND APPLICATION
  - 1. Market Size and Growth by Application
  - 2. Market Size and Growth by Region
  - 3. Market Size and Growth by Membrane Type
  - 4. Market Size and Growth Drivers
- B. COMMERCIALIZATION STATUS AND PROSPECTS
  - 1. Commercialization Status of Membranes for Gas Separations Applications
  - 2. Commercialization of Membranes for Liquid Separations Applications
  - 3. Commercialization Status at Membrane Research Institutions
- C. CURRENT COMMERCIAL APPLICATIONS
  - 1. The Competitive Landscape for Gas Separations Membranes
    - a. Hydrogen Separation Applications
    - b. Air Separation Applications
    - c. Natural Gas Applications
    - d. CO<sub>2</sub> Removal, CO<sub>2</sub> Capture & Biogas Applications
    - e. Olefin/Paraffin and Other Vapor/Vapor Separation Applications
  - 2. The Competitive Landscape for Liquid Separations Membranes
- D. MEMBRANE MANUFACTURER PROFILES
  - 1. Introduction
  - 2. Major Membrane Competitors
    - a. Air Liquide
    - b. Ube
    - c. Air Products (AP)
    - d. UOP
    - e. Cameron
    - f. Evonik Industries
    - g. Membrane Technology and Research (MTR)
    - h. Sulzer
  - 3. Other Key Membrane Competitors
    - a. Generon
    - b. GFT Membrane Systems
    - c. Bettergy
    - d. Hydrogen Efficiency Technologies (HyET)

- e. FujiFilm
  - f. Hitachi Zosen (HZC)
  - g. Compact Membrane Systems (CMS)
  - h. Intex Membranes Corporation
  - i. Koch Membrane Systems (KMS)
4. Other Separation Membrane Manufacturers
- E. REFERENCES

## SECTION IV. ADVANCED SEPARATIONS VIA MEMBRANES

### A. GAS SEPARATIONS APPLICATIONS

- 1. Natural Gas
- 2. Carbon Dioxide (CO<sub>2</sub>)
  - a. Cameron CYNARA®
  - b. UOP Separex
  - c. Fujifilm
  - d. Air Liquide (MEDAL and PEEK-Sep)
  - e. Air Liquide Hollow Fiber Gas Liquid Membrane Contactor
  - f. Linde/Evonik
  - g. MTR Polaris
- 3. Nitrogen (N<sub>2</sub>)
- 4. Helium
- 5. Hydrogen (H<sub>2</sub>)
- 6. Oxygen (O<sub>2</sub>)
  - a. Ion Transport Membranes
    - i. Air Products ITM Process
    - ii. Praxair OTM Process
- 7. Biogas
- 8. Olefins/Paraffins
  - a. IMTEX
  - b. Compact Membrane Systems (CMS)
  - c. Dow Global Technologies
  - d. University of Colorado, Boulder
  - e. Bettergy Corp.
  - f. PAFs as Innovative Tools for Olefin/Alkane Separations
  - g. Ceramic Hollow Fiber Membrane Contactors

### B. LIQUID SEPARATIONS APPLICATIONS

- 1. Overview
- 2. Membranes in Refinery Streams
- 3. Membranes in Aromatics
  - a. Separation of aromatics from hydrocarbon feeds
  - b. Aromatic-aliphatic separations
  - c. Xylene isomers separations
  - d. Assessment and future directions
- 4. Membranes in Lube Oil Processing
- 5. Membranes in Solvent Dehydration
- 6. Membranes in Acid Dehydration
- 7. Membranes in Biorefinery Applications
- 8. Membranes in Wastewater Purification
- 9. Membranes in Hybrid Separation Systems
  - a. Distillation-membrane technology hybrid processes
  - b. Pervaporation based hybrid process
  - c. Hybrid process design
- 10. Assessment

### C. REFERENCES

## **SECTION V. TECHNOLOGICAL ADVANCES IN MEMBRANES FOR SEPARATIONS**

### **A. ADVANCES IN MEMBRANES**

1. Nonporous Membranes
  - a. Introduction
  - b. Polymeric membranes
  - c. Ceramic membranes
2. Hybrid (Mixed Matrix) Membranes
  - a. Introduction
  - b. Fouling resistant and swelling resistant membranes
  - c. Separation enhanced membranes
3. Porous and Microporous Membranes
  - a. Introduction
  - b. Porous membranes
  - c. Microporous membranes
4. Facilitated Transport Membranes (including electrochemical/charge carrier ... membranes)
  - a. Introduction
  - b. Facilitated membranes for CO<sub>2</sub> separation
  - c. Assembly of polyelectrolyte membranes
  - d. Molecularly imprinted membranes
5. Reactive Membranes
  - a. Introduction
  - b. Conversion reactions
  - c. Energy applications
6. Membrane Modules
  - a. Introduction
  - b. Polymeric and composite hollow fibers
  - c. Flat sheet configurations
  - d. Ceramic tubular structures
7. Membrane Contactors
  - a. Introduction
  - b. Membrane distillation (MD)
  - c. Polymeric and ceramic membrane absorbers

### **B. ASSESSMENT OF LEADERS IN TECHNOLOGY DEVELOPMENT**

1. Nonporous membranes
2. Hybrid (mixed matrix) membranes
3. Porous and Microporous Membranes
4. Facilitated Transport Membranes
5. Reactive Membranes
6. Membrane Modules
7. Membrane Contactors

### **C. RELATIONSHIP BETWEEN TECHNOLOGY DEVELOPMENT AND COMMERCIAL IMPLEMENTATION**

### **D. PROSPECTIVE RESEARCH AND TECHNOLOGY EVOLUTION (INCLUDING COMPETENCY CENTERS IN INDUSTRY AND ACADEMIA)**

### **E. REFERENCES**

## **SECTION VI. CONCLUSIONS AND RECOMMENDATIONS**

- A. TECHNICAL AND COMMERCIAL PROGRESS
- B. MARKET AND COMPETITIVE LANDSCAPE
- C. CHALLENGES AND OPPORTUNITIES
- D. STRATEGIES FOR IMPLEMENTATION AND GROWTH
- E. REFERENCES

## FIGURES

Figure II-D-1	Membrane Industry Applications Matrix
Figure III-A-1	Membrane Market Size As Reported by Various Public Reports (BIL \$)
Figure III-A-2	Membrane Regional Market Share
Figure III-B-1	Approximate competitive range of membrane nitrogen production systems
Figure III-B-2	Commercialization status of key membrane research institutions
Figure III-D-1	Air Liquide's biogas membrane module
Figure III-D-2	UOP's Separex MultiTube
Figure III-D-3	Cameron's PN-1 multi-fiber membrane module
Figure III-D-4	HZC's Hitz Dehydration System membrane
Figure IV-A-1	Typical Complex Membrane System Configurations
Figure IV-A-2	Hybrid Membrane/Amine System
Figure IV-A-3	75 MMSCFD Sacroc Plant
Figure IV-A-4	Cynara Hollow Fiber Membrane Configuration
Figure IV-A-5	CYNARA Simple Hollow Fiber bundle
Figure IV-A-6	Separex™ Spiral Wound Membrane Configuration
Figure IV-A-7	UOP Preferred Pretreatment Scheme
Figure IV-A-8	Fujifilm Spiral Wound Membrane
Figure IV-A-9	Natural Gas Membrane Solutions – Wellhead to Pipeline
Figure IV-A-10	Lineup of Porogen and MEDAL membranes in Air Liquide System
Figure IV-A-11	HFMC Operating Principle
Figure IV-A-12	HFMC Details
Figure IV-A-13	Gas Liquid Membrane Contactor Pilot Unit Progress
Figure IV-A-14	MTR Polaris Configuration
Figure IV-A-15	Application of MTR Polaris Membrane System
Figure IV-A-16	MTR Polaris Skid
Figure IV-A-17	Polaris Membrane Permeance
Figure IV-A-18	Capture Cost v. Permeance and Selectivity
Figure IV-A-19	Comparative Economics, Membranes vs. Amines
Figure IV-A-20	Performance of SEPURAN Noble Membranes
Figure IV-A-21	Membrane Units at Mankota Plant
Figure IV-A-22	Purge Gas Recycle via Membranes
Figure IV-A-23	Representative Performance of Membranes in Ammonia Loop Purge Service
Figure IV-A-24	H <sub>2</sub> Recovery Membranes in Petroleum Processing
Figure IV-A-25	Membrane Application in Cracker Plant
Figure IV-A-26	How membranes work for Oxygen-Enriched Air (OEA)
Figure IV-A-27	ITM Basics
Figure IV-A-28	ITM Vessel/Scale Up Concept
Figure IV-A-29	Integrated ITM System Layout
Figure IV-A-30	ITM Syngas Concept
Figure IV-A-31	Praxair OTM module concept
Figure IV-A-32	Representative Biogas Membrane Performance
Figure IV-A-33	River Birch Landfill, N.O., LA
Figure IV-A-34	MTR results obtained with Pebax
Figure IV-A-35	Potential poisoning reactions of the metal cation active site



- Figure IV-A-36 Schematic representation of IMTEX membrane module
- Figure IV-A-37 Performances vs olefin/paraffins separation of ethylene, propylene and 1-butene
- Figure IV-A-38 IMTEX pilot Picture of Imtex Mark III, automated Permylene Separation System. The membrane separation is based on spiral wound modules. The facilitated transport is due to a Ag<sup>+</sup> electrolyte solution following along a chitosan active layer
- Figure IV-A-39 CMS hollow fibers modules based on amorphous perfluoropolymers loaded with metal cation as specific carrier for olefins
- Figure IV-A-40 PAF-functionalized with metal cation as innovative complexing molecular cages
- Figure IV-B-1 Occurrence & Technology Maturity of separation processes used in Chemical Industries
- Figure IV-B-2 Examples of some nanoparticles used to create mixed matrix membranes
- Figure IV-B-3 S-Brane process (desulfurization of gasoline)
- Figure IV-B-4 BP process scheme for crude oil deacidification
- Figure IV-B-5 Naphtha distillation, from oil to basic raw fractions
- Figure IV-B-6 Insertion of membrane separation into the purge stream for toluene disproportionation
- Figure IV-B-7 Carbon molecular Sieves hollow fiber membranes for p-xylene/o-xylene separation
- Figure IV-B-8 General scheme of BTX synthesis by dearomatization at 630 °C with germanium incorporated in titanium zeolite as catalyst.
- Figure IV-B-9 Manufacturers & mergers in lubricants supply
- Figure IV-B-10 Flow diagram of the typical used oil re-refining process
- Figure IV-B-11 Max-Dewax large industrial plant, ExxonMobil
- Figure IV-B-12 Solvent dewaxing with membrane separation
- Figure IV-B-13 Water/solvent azeotropes
- Figure IV-B-14 Comparison of ELV equilibrium and PV enrichment for a typical water-liquid mixture forming and azeotrope a ca.5weight fraction of water
- Figure IV-B-15 Hybrid dehydration process combining distillation and pervaporation.
- Figure IV-B-16 Sulzer plants
- Figure IV-B-17 HybSi<sup>®</sup> membrane
- Figure IV-B-18 Hybrid distillation processes
- Figure IV-B-19 Azeotrope dehydration separation hybrid system using pervaporation and two distillation units- Case of THF dehydration. The PV splits the azeotrope and allow recycling both retentate and permeate streams without any loss of solvent
- Figure IV-B-20 Pervaporation – distillation – settler hybrid process – Case of IPA dehydration
- Figure IV-B-21 Hybrid Configuration employing one membrane module and two distillation columns to enable benzene recovery and facilitate efficient separation. (adapted from US 8,258,363 B2). The distilled hydrocarbon stream is separated in two outputs, respectively high and low molecular weight fractions (HMW / LMW) which allow the recovery of aromatic species and an aliphatic gasoline pool
- Figure IV-B-22 Original flowsheet of pervaporation-distillation hybrid system for EtOH dehydration
- Figure IV-B-23 Distillation-membrane configurations
- Figure V-A-1 System for automatic spray synthesis of PDMS layers on a substrate membrane
- Figure V-A-2 Synthesis of hydrophobic graft brush membranes
- Figure V-A-3 Grignard functionalization of ceramic membranes in view of producing affinity-based, tailored membranes

- Figure V-A-4 Ternary phase diagram of PES with and without metal nanoparticles using NMP as solvent constructed based on cloud point measurements by titration at 20 °C
- Figure V-A-5 Increase of permeability and decrease of water contact angle observed at ultralow concentrations of nanoparticles, in this case for TiO<sub>2</sub>
- Figure V-A-6 Modification of zeolites by silane coupling agents for improving the compatibility with the polymer matrix, here shown for silicalite-1
- Figure V-A-7 H<sub>2</sub>/CH<sub>4</sub> separation by ZIF-8 and ZIF-90 filled Matrimid membranes, and comparison with the neat membrane and the upper bound determined by Robeson in 1991 and 2008
- Figure V-A-8 Electrospinning as a method for synthesis of porous membranes
- Figure V-A-9 Smart gating membranes with a positively-responsive gating model. The membrane permeability increases dramatically through opening membrane pores in response to an increase in or the presence of a stimulus (A), such as temperature (B), pH (C), a specific ion (D) or molecule (E), UV light (F), glucose concentration (G), or a magnetic field (H)
- Figure V-A-10 Smart gating membranes with a negatively-responsive gating model. The membrane permeability decreases dramatically through closing membrane pores in response to an increase in or presence of a stimulus (A), such as temperature (B), pH (C), a specific ion (D) or molecule (E), UV light (F), ion strength (G), or oxidation (H)
- Figure V-A-11 Strategies for fabricating smart gating membranes by introducing stimuli-responsive domains into membranes after (A–C) or during (D–F) the membrane formation. (A) Gates are fabricated on the membrane substrate by grafting from functional monomers. (B and C) Gates are fabricated by grafting functional polymers (B) or microspheres (C) onto the membrane substrate. (D–F) Gates are fabricated by blending functional grafted (D) or block (E) copolymers, or microspheres (F) with membrane-forming materials during the membrane formation
- Figure V-A-12 A possible approach for larger scale production of graphene oxide membranes
- Figure V-A-13 Principle of enhanced CO<sub>2</sub> selectivity and permeability through polymer blending
- Figure V-A-14 Gas permeance and selectivity versus feed gas pressure for PVAm membrane, PDDACA membrane and PVAm-PDDACA membrane: (a) CO<sub>2</sub> permeance; (b) CO<sub>2</sub>/N<sub>2</sub> selectivity. Wet coating thickness: 50 μm; feed gas: 15 vol% CO<sub>2</sub> and 85 vol% N<sub>2</sub>; 25°C; m(PVAm): m(PDDACA)=1:1.
- Figure V-A-15 Structure of hydrotalcite: (a) SEM image (scale: 2 μm); (b) schematic drawing of hydrotalcite
- Figure V-A-16 Gas permeance and selectivity versus feed gas pressure for PVAm membrane, PDDACA membrane and PVAm-PDDACA membrane: (a) CO<sub>2</sub> permeance; (b) CO<sub>2</sub>/N<sub>2</sub> selectivity
- Figure V-A-17 Preparation method of layer-by-layer polyelectrolyte membranes
- Figure V-A-18 Principle of synthesis of molecularly imprinted membranes, here for selective separation of o-xylene from p- and m-xylene
- Figure V-A-19 Catalytic membrane reactor versus membrane reactor with an inert membrane having only a separation function
- Figure V-A-20 Multilayer catalytic membrane comprising a double catalytic H-ZSM-5 layer, a support layer and a mordenite separating layer
- Figure V-A-21 Concept of a two-step catalytic reaction in a membrane reactor for synthesis of propylene oxide
- Figure V-A-22 Ceramic membrane comprising a catalytic layer on a support, for conversion of methane to syngas

Figure V-A-23	Hollow fiber membrane module
Figure V-A-24	Rotational design of a hollow fiber module for anaerobic MBR application, using hollow fiber ultrafiltration fibers made of PVDF
Figure V-A-25	Triple-bore hollow fiber membrane
Figure V-A-26	Configuration of the double-pipe air gap membrane distillation module
Figure V-A-27	Folded membrane module for application in MBR
Figure V-A-28	Three possible designs of hollow fiber ceramic membranes
Figure V-A-29	Mass transfer coefficient as function of the pore size in Direct Contact Membrane Distillation (DCMD) with fixed membrane structure ( $\epsilon = 80\%$ , $\delta = 70 \mu\text{m}$ , $\tau = 1.1$ , $T = 60^\circ\text{C}$ ).
Figure V-A-30	Influence of the membrane thickness on the DCMD flux (a) and energy efficiency (EE) (b) for different concentrations of NaCl. $T_f = 60^\circ\text{C}$ , $T_p = 45^\circ\text{C}$ , $v = 0.13 \text{ m/s}$ . Simulated membrane: PP Accurel® 2E HF
Figure V-A-31	Concept of a dual layer membrane for membrane distillation (right) compared to a single layer structure (left)
Figure V-A-32	Method for preparing superhydrophobic electrospun membranes for membrane absorbers
Figure V-A-33	Carbon nanotube functionalized Janus membrane (FTCS: perfluorodecyltrichlorosilane; CNTs: carbon nanotubes)
Figure VI-A-1	Membrane Industry Applications Matrix.
Figure VI-B-1	S-Brane Membranes in Refinery Streams
Figure VI-C-1	Oxygen Membrane Generator
Figure VI-C-2	Permylene Small Demonstration System
Figure VI-C-3	Permylene Pilot Demonstration System
Figure VI-C-4	Pyrolyzed Cross-Linked PVDF Membrane and Support

## TABLES

Table II-A-1	Market Characteristics for Membranes in Separation
Table III-A-1	Gas Separation Membranes Relative Market Size (% of Total) and CAGR (%) 2015 - 2020
Table III-D-1	Key Membrane Separation Competitors
Table III-D-2	Membrane Separation Products from Air Liquide/PoroGen
Table III-D-3	Air Liquide Key Characteristics & SWOT Analysis
Table III-D-4	Ube Key Characteristics & SWOT Analysis
Table III-D-5	Air Products Key Characteristics & SWOT Analysis
Table III-D-6	UOP Key Characteristics & SWOT Analysis
Table III-D-7	Cameron Key Characteristics & SWOT Analysis
Table III-D-8	Evonik Industries Key Characteristics & SWOT Analysis
Table III-D-9	MTR Key Characteristics & SWOT Analysis
Table III-D-10	Sulzer Key Characteristics & SWOT Analysis
Table III-D-11	Generon Key Characteristics & SWOT Analysis
Table III-D-12	GFT Membrane Systems Key Characteristics & SWOT Analysis
Table III-D-13	Bettergy SBIR awards
Table III-D-14	Bettergy Key Characteristics & SWOT Analysis
Table III-D-15	HyET Key Characteristics & SWOT Analysis
Table III-D-16	FujiFilm Key Characteristics & SWOT Analysis

Table III-D-17	HZC Key Characteristics & SWOT Analysis
Table III-D-18	CMS Key Characteristics & SWOT Analysis
Table III-D-19	Imtex Key Characteristics & SWOT Analysis
Table III-D-20	Koch Membrane Systems Key Characteristics & SWOT Analysis
Table III-D-21	Other Membrane Separation Companies
Table IV-A-1	Comparison of Mass Transfer Technologies
Table IV-A-2	KBR Small-scale CO <sub>2</sub> Removal Evaluation Cases
Table IV-A-3	N <sub>2</sub> Removal Costs using MTR Membrane System
Table IV-A-4	Gas Processing Cost Comparisons, 2 MMSCFD Plant
Table IV-A-5	Gas Processing Cost Comparisons, 40 MMSCFD
Table IV-A-6	ITM Efficiency and Cost Benefits
Table IV-A-7	Total Investment and Running Cost to Upgrade Biogas
Table IV-B-1	Examples of Zeolite Membrane Suppliers
Table IV-B-2	Summary of main applications of polymeric membranes in biorefineries
Table IV-B-3	HybSi membrane from ECN: Evaluation of costs savings in some processes
Table IV-B-4	OSN, commercial membranes
Table IV-B-5	Wastewater composition from petrochemical and gas production
Table V-A-1	Envisaged organic-organic separations for newly developed pervaporation membranes
Table V-A-2	Polymer properties determining the choice of a membrane material for membrane distillation (with low surface tension and low thermal conductivity, and sufficient thermal stability)
Table VI-C-1	Commercial and Emerging Application Challenges

**TCGR contact:** John J. Murphy ([John.J.Murphy@catalystgrp.com](mailto:John.J.Murphy@catalystgrp.com) or +1.215.628.4447)